

# Fiasco by Trump's Tariff Game

April 10, 2025

# Stocks Stage Furious Rally as Trump Pauses Some Tariffs

China tariff increases to 125%; Dow soars 2,900 points, Nasdaq jumps 12% on 90-day reprieve

U.S. stock indexes since 'Liberation Day'



As of April 9, 4 p.m. ET

U.S. stocks rocketed higher after President Trump announced that he had authorized the pause on certain tariffs to more than 75 countries.

## Treasuries Find Footing

LIVE

- 9 min ago **Did Market Reaction Lead to Tariff Pause? 'Absolutely Not,' Lutnick Says.**
- 21 min ago **'First Step Back Toward Economic Sanity,' Bank of France Head Says**
- 36 min ago **Trump 'Can't Imagine' Raising China Tariffs More Than He Has**
- 40 min ago **Tariff Pause Decision Made This Morning, Trump Says**
- 47 min ago **The Stock Market Is Still Down Since 'Liberation Day'**

Top Securities

S&P 500 5,456.90 ▲9.52%

Nasdaq 17,124.97 ▲12.16%

US 10 Yr 4.33 ▼0.30%

FTSE 100 7,679.48 ▼2.92%

Crude Oil 62.35 ▲4.65%

Gold



# Markets Turn From Fear to Euphoria as Trump Backpedals on Tariffs

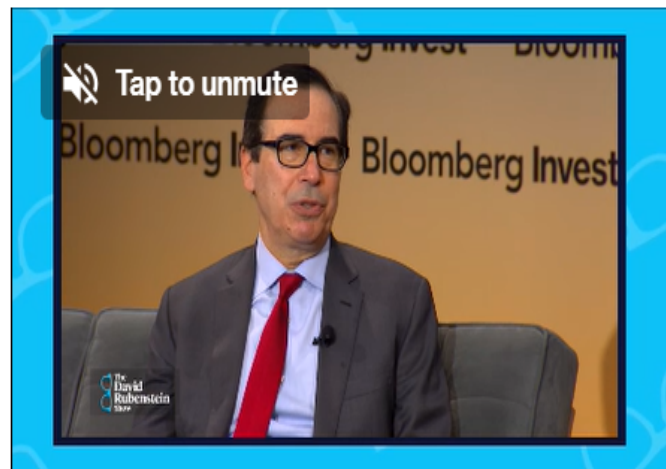
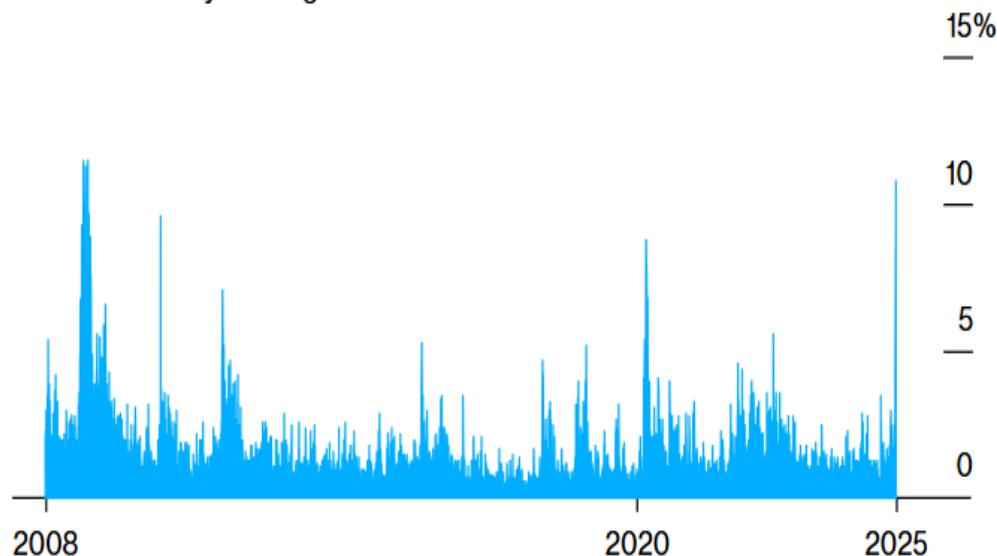
Trump Hikes China Tariffs to 125%, Pauses Higher Duties on Most Nations

Trump Said Today Was a 'Great Time to Buy.' He Was Right

Fed's Hammack Says Markets Are Strained, But Functioning

## S&P 500 Posts Biggest Reversal Since 2008 Financial Crisis

■ S&P 500 Daily % Range



Markets Wrap

Best Stock Rally Since 2008 Boosts Wall Street

<https://www.bloomberg.com/asia?sref=JJKwcc99>



1

5

15

30

1H

5H

1D

1W

1M

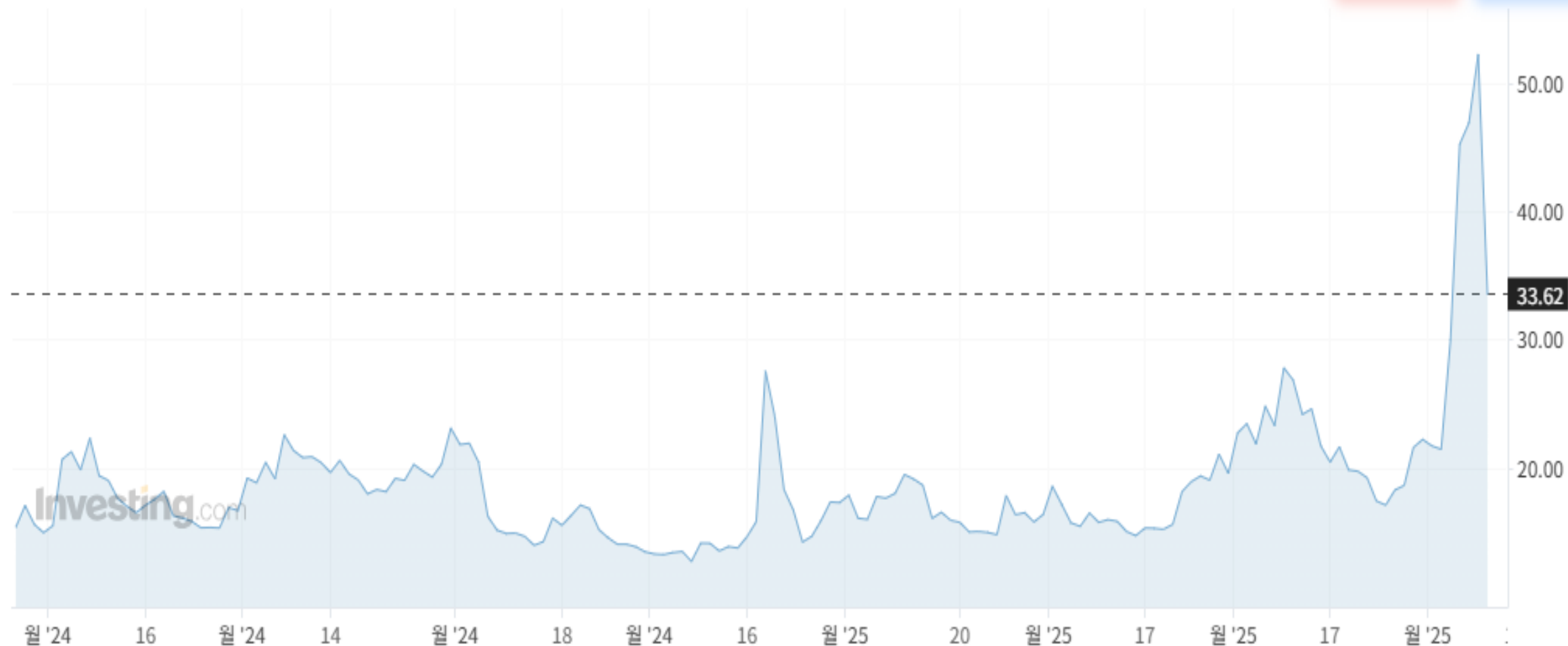


기술적 차트 »

CBOE Volatility Index ↓ **33.62** -18.71 (-35.75%)

매수하기

매도



1일

1주

1달

3달

6달

1년

5년

최대

# How is VIX used?

The VIX Index is used as a barometer for market uncertainty, providing market participants and observers with a measure of constant, 30-day expected volatility of the broad U.S. stock market.





**US Stocks:** [Live](#) | [Today's Markets Wrap](#) | [Few Places to Hide](#) | [Meltdown Glossary](#) | [Stock Movers Podcast](#)

Markets  
+ Economics

## CEOs Brace for Recession Even After Tariff Reprieve Boosts Stocks



Walmart, the world's largest retailer, is prepping for a worsening economy by using its massive footprint to keep prices low and hunt for ways to take market share as tariff-spooked shoppers begin pulling back on spending. *Photographer: David Paul Morris/Bloomberg*

Hot alert: our AI-picked tech stocks are rocketing 10%+ amid market rally

Unlock Picks

X



## Stock market today: Dow in nearly 3000-point gain on Trump's tariff U-Turn

Investing.com- The S&P 500 rallied sharply Wednesday after President Donald Trump dropped reciprocal tariffs to 10% on countries excluding China for 90-days to allow trade deal negotiations on country by country basis, easi...



Economy  
Fed officials signal no plans to ride to the rescue with rate cuts



Economy  
Fed officials signal no plans to ride to the rescue with rate cuts



Stock Markets  
Explainer-Key issues for investors in Gabon's presidential election



Stock Markets  
Trump says he does not want to see US Steel go to Japan



BREAKING NEWS

PC SHIPMENTS SOAR AHEAD

Indices Commodities Bonds Stock

1D 1W 1M 6M 1Y 5Y Max



US 30	40,774.20	+3,128.6	+8.31
US 500	5,476.70	+493.9	+9.91
Dow Jones	40,608.45	+2,962.86	+7.87
S&P 500	5,456.80	+474.03	+9.51
Nasdaq	17,124.97	+1,857.06	+12.16
S&P 500 VIX	33.62	-18.71	-35.75
Dollar Index	102.72	+0.019	+0.02

Advertisement



## Markets >

Indices Stocks Commodities Currencies ETFs Bonds Funds Cryptocurrency

Majors

Indices Futures

Americas

Europe

Asia/Pacific

Middle East

Africa

Name	Last	High	Low	Chg.	Chg. %	Time
Dow Jones	40,608.45	40,778.70	37,275.69	+2,962.86	+7.87%	15:59:59 🕒
S&P 500	5,456.80	5,481.34	4,948.43	+474.03	+9.51%	15:59:59 🕒
Nasdaq	17,124.97	17,202.94	15,270.28	+1,857.06	+12.16%	15:59:59 🕒
Small Cap 2000	1,911.30	1,933.63	1,730.83	+147.64	+8.37%	01:00:00 🕒
S&P 500 VIX	33.62	57.96	31.90	-18.71	-35.75%	16:14:46 🕒




















# Market Movers >

Most Active

Gainers %

Losers %

Name	Last	Chg. %	Vol.	
NVDA	114.20	+18.59%	594.39M	
TSLA	272.00	+22.60%	210.73M	
PLTR	92.01	+19.00%	183.68M	
AAPL	198.85	+15.33%	178.18M	
AMZN	191.10	+11.98%	111.96M	
META	584.71	+14.55%	37.61M	
MSFT	389.80	+9.94%	37.06M	

Name	Last	High	Low	Chg.	Chg. %	Time	
 Dow Jones	40,608.45	40,778.70	37,275.69	+2,962.86	+7.87%	15:59:59	🕒
 S&P 500	5,456.80	5,481.34	4,948.43	+474.03	+9.51%	15:59:59	🕒
 Nasdaq	17,124.97	17,202.94	15,270.28	+1,857.06	+12.16%	15:59:59	🕒
 Small Cap 20...	1,911.30	1,933.63	1,730.83	+147.64	+8.37%	01:00:00	🕒
 S&P 500 VIX	33.62	57.96	31.90	-18.71	-35.75%	16:14:46	🕒
 S&P/TSX	23,727.03	23,805.46	22,228.00	+1,220.13	+5.42%	16:01:29	🕒
 Bovespa	127,796	128,649	122,887	+3,864	+3.12%	15:58:59	🕒
 S&P/BMV IPC	52,527.67	52,721.89	49,874.04	+2,211.08	+4.39%	16:26:00	🕒
 MSCI World	3,464.76	3,469.70	3,217.12	0.00	0.00%	16:21:15	🕒
 DAX	19,670.88	20,025.38	19,384.39	-609.38	-3.00%	11:38:59	🕒